GREENSTOR
simply the best

GREENSTOR WEST XC-700-730

700-730 Wp | TOPCon N-type | BiFacial

40-year warranty | up to 23.5% efficiency



MODULE ADVANTAGES:

- **TOP PERFORMANCE**
  The use of the latest-generation TOPCon cells has made it possible to achieve an efficiency of up to 23.5%
- **TOPCON'S INNOVATIVE SOLAR CELLS**
  TOPCont cells only affect the module's efficiency, but as well as low degradation and a favorable temperature coefficient
- **UP TO A 40-YEAR WARRANTY**
  Each module is covered by a 40-year warranty, both for the module's performance and reliability
- **EXCEPTIONAL MECHANICAL STRENGTH**
  Thanks to its reinforced frame, the module achieves mechanical strength up to 10,150 Pa
- **FULL CERTIFICATION**
  The module's high efficiency and its other unique features have been confirmed by TÜV SÜD and TÜV Rheinland certification

CERTIFICATION

TÜV SÜD Certified PV module — Salt Mist Corrosion, Ammonia, Corrosion Anti-PID

TÜVRheinland CERTIFIED — IEC 61215, IEC 61730, Regular Production Surveillance — www.tuv.com

CE

WARRANTY

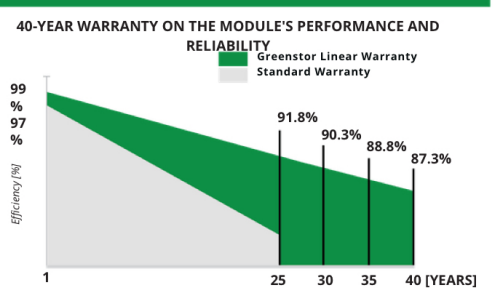

GREENSTOR
simply the best

Module Specifications (STC)

Maximum power	P_{MPP}	700 W	705 W	710 W	715 W	720 W	725 W	730 W
Maximum supply voltage	U_{MPP}	40.68 V	40.90 V	41.12 V	41.33 V	41.53 V	41.73 V	41.93 V
Maximum current	I_{MPP}	17.21 A	17.24 A	17.27 A	17.30 A	17.34 A	17.39 A	17.43 A
Open-circuit voltage Short-	U_{OC}	48.86 V	49.10 V	49.34 V	49.58 V	49.82 V	50.06 V	50.30 V
circuit current	I_{SC}	17.95 A	18.00 A	18.04 A	18.09 A	18.13 A	18.18 A	18.22 A
Module efficiency	η	22.54 %	22.70 %	22.86 %	23.02 %	23.18 %	23.34 %	23.50 %
Maximum system voltage	U_{SYS}	DC 1500 V (TÜV) / DC 1000 V (TÜV)						
Maximum rated fuse current	I_{FUSE}	30 A						

Electrical parameters under standard test conditions (STC: AM=1.5; 1000 W/m²; cell temperature 25°C)

Electrical Parameters (NMOT)

Maximum power	P_{MPP}	531 W	535 W	539 W	543 W	547 W	551 W	555 W
Maximum supply voltage	U_{MPP}	38.31 V	38.50 V	38.69 V	38.88 V	39.07 V	39.26 V	39.45 V
Maximum current	I_{MPP}	13.87 A	13.90 A	13.93 A	13.97 A	14.00 A	14.04 A	14.07 A
Open-circuit voltage	U_{OC}	46.17 V	46.40 V	46.63 V	46.86 V	47.09 V	47.32 V	47.55 V
Short-circuit current	I_{SC}	14.33 A	14.36 A	14.39 A	14.42 A	14.46 A	14.49 A	14.53 A

Electrical parameters under standard test conditions (NMOT: AM=1.5; 800 W/m²; ambient temperature 20°C; wind speed 1 m/s)

Bifaciality for the 730 Wp variant

Additional power output		+10%	+15%	+20%	+25%	+30%
Maximum power	P_{MPP}	803 W	839 W	876 W	912 W	949 W
Maximum supply voltage	U_{MPP}	41.92 V	41.92 V	41.92 V	41.92 V	41.92 V
Maximum current	I_{MPP}	19.17 A	20.04 A	20.92 A	21.79 A	22.66 A
Open-circuit voltage	U_{OC}	50.30 V	50.30 V	50.30 V	50.30 V	50.30 V
Short-circuit current	I_{SC}	20.04 A	20.95 A	21.86 A	22.77 A	23.69 A

Technical Specifications

Dimensions	2384 x 1303 x 33 mm
Weight	38.0 kg
Glass pane	Double; 2.0 mm tempered with AR coating
Output cable	Length: 2 x 140 cm Cross-section: 4 mm²
Connectors and connection socket	Compatible with MC4, IP68
Cell type	TOPCon N-Type; Monocrystalline; Half-Cell (16 BB); 105.00 x 210.00 mm
Number of cells	132 cells
Frame corners	Mechanically crimped
Frame	Anodized aluminum (type 6063)
Bypass diodes	3 pcs.

Other

Standard Tests	IEC 61215, IEC 61730, IEC 61701 IEC 62716, Service Class "A" Protection Class "II", LID < 0.5% PPP 58042B
Fire resistance	Class A
System certifications	ISO 9001, ISO 14001, ISO 45001
Product certifications	TÜV SÜD, TÜV Rheinland, CE, WEEE
Maximum wind and snow loads	Wind: 3,250 Pa (max. 4,850 Pa) Snow: 6,750 Pa (max. 10,150 Pa)
Power tolerance	0 to +3%
Junction box	IP68
Warranties	40-year product warranty 40-year power warranty (87.3%)
Degradation level	1st year: 1%; next 39 years: 0.3% per year

Packaging

Container	40'HQ	Units per pallet	34
Pallets in a container	18	Units per container	612

Temperature coefficient

I_{SC} (T_K I_{SC})	0.041 %/°C	V_{OC} (T_K V_{OC})	-0.23 %/°C
P^{MPP} (T_K P_{MPP})	-0.28 %/°C	NMOT	+45 ± 2°C
operating temperature		from -40 to +85°C	

Dimensions in mm

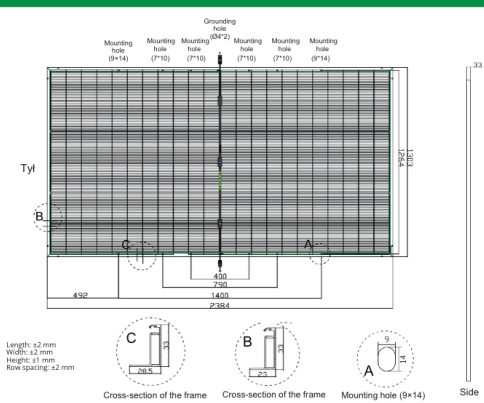

I/V Curves

